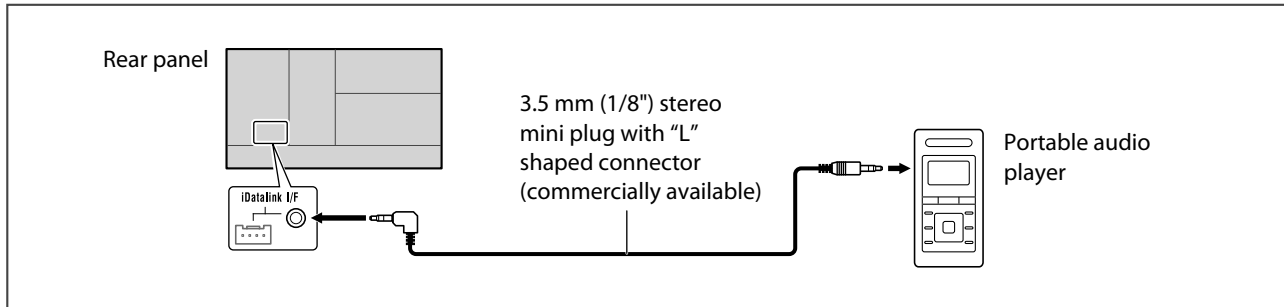





Using [AUX-IN] source to listen to music from a portable audio player

By connecting a portable audio player to the iDataLink input terminal, you can listen to music via the [AUX-IN] source.

Perform the following connection before you install the unit.



- 1 Touch  on the home screen to show the source/option selection screen.
- 2 Touch [AUX-IN] to select the source.
 - If [AUX-IN] is not displayed on the first page, touch [/]] to change the page.
- 3 Turn on the portable audio player and start play back.

Note:

Do not connect the ADS adapter to the iDataLink input terminal at the same time when you connect a portable audio player.